Telgventilaatorit kasutatakse suhteliselt suure õhuvoolu ja madalrõhuga. Neil ventilaatoritel on ka väike võimsus.

Telgventilaatorid valitakse tavaliselt väljatõmbeks või jahutamiseks, kui domineerib õhukindlus. Seetõttu kasutatakse seda tüüpi ventilaatorit külmutusseadmetes asuvate jahutuskondensaatorite jaoks laialdaselt.
Oluline on teada, kas teie kasutatav seade vajab suurt õhuhulka madala rõhuga või kõrge rõhuga madalat õhu hulka. Ja need on vaid mõned näited, mida peate arvestama, et valida õige ventilaator.
Samuti on oluline pöörata tähelepanu järgmistele teguritele:
• liigne õhutihedus
• õhutemperatuur
• niiskus
Enne ventilatsioonisüsteemi projekteerimist tuleb arvestada mitte ainult koguhinna, vaid ka lõplike projekteerimis- ja tegevuskuludega. Oluline on arvestada ventilaatori kasutustingimusi ja erinevaid jahutus-, ventilatsiooni-, kuivatus-, aeratsiooni jms õhu liikumise tunnuseid. Ainult kõikide tegurite hindamisel (õhuvoolu, energiaühikute, suuruse, ruumi), on võimalik tagada ventilaatori ja vastava seadme tõhusus ja töökindlus.
Pakume teljesuunaliste ja puhumisventilaatorite erinevaid parameetreid (diameeter, voolu tüüp, õhu hulk jne), millel on järgmised omadused:

• Kattega alumiiniumkest
• 5 laba
• Pidev töörežiim
• Ohutuse tüüp: ip54 jne
Ohutusprogrammid:
• mootori voolu piiramine
• Rootori kaitse
• termiline kaitse

Ø 250 外转子轴流风机 Axial Fans

使用说明：

工作方式：S1
绝缘等级：B级 F级
环境温度：-30℃～60℃

应用范围：

2D-250 380V/50Hz 0~90Pa (20Pa-850m³/h)
2E-250 220V/50Hz 0~90Pa (20Pa-830m³/h)
2E-250 120V/60Hz 0~60Pa (20Pa-950m³/h)
4D-250 380V/50Hz 0~60Pa (20Pa-540m³/h)
4E-250 220V/50Hz 0~60Pa (20Pa-520m³/h)
4E-250 120V/60Hz 0~60Pa (20Pa-600m³/h)

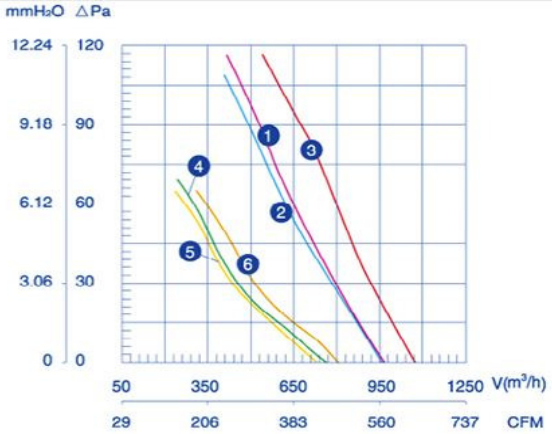

				VOLTAGE 额定电压 V
YWF2D-250S-92/25-G	YWF2D-250S-92/25-T	YWF2D-250S-92/25-B	YWF2D-250S-92/25-R	380
YWF2E-250S-92/25-G	YWF2E-250S-92/25-T	YWF2E-250S-92/25-B	YWF2E-250S-92/25-R	220
				120
YWF4D-250S-92/25-G	YWF4D-250S-92/25-T	YWF4D-250S-92/25-B	YWF4D-250S-92/25-R	380
YWF4E-250S-92/25-G	YWF4E-250S-92/25-T	YWF4E-250S-92/25-B	YWF4E-250S-92/25-R	220
				120

FREQUENCY 频率 Hz	CURRENT 额定电流 A	INPUT 输入功率 W	SPEED 额定转速 r/min	AIR VOLUME 额定风量 m³/h	CAPACITANCE 电容 μF	NOISE 噪音 dBA	NET WEIGHT 净重 kg	LICENSE 证书	NO.ON THE CURVE
50	0.22	80	2500	970	/	60	2.5	CE	1
50	0.40	80	2400	960	3	60	2.5	CE	2
60	0.95	120	2850	1070	10	60	2.5		3
50	0.17	60	1400	770	/	55	2.5	CE	4
50	0.23	50	1380	730	2	55	2.5	CE	5
60	0.55	65	1600	800	8	55	2.5		6

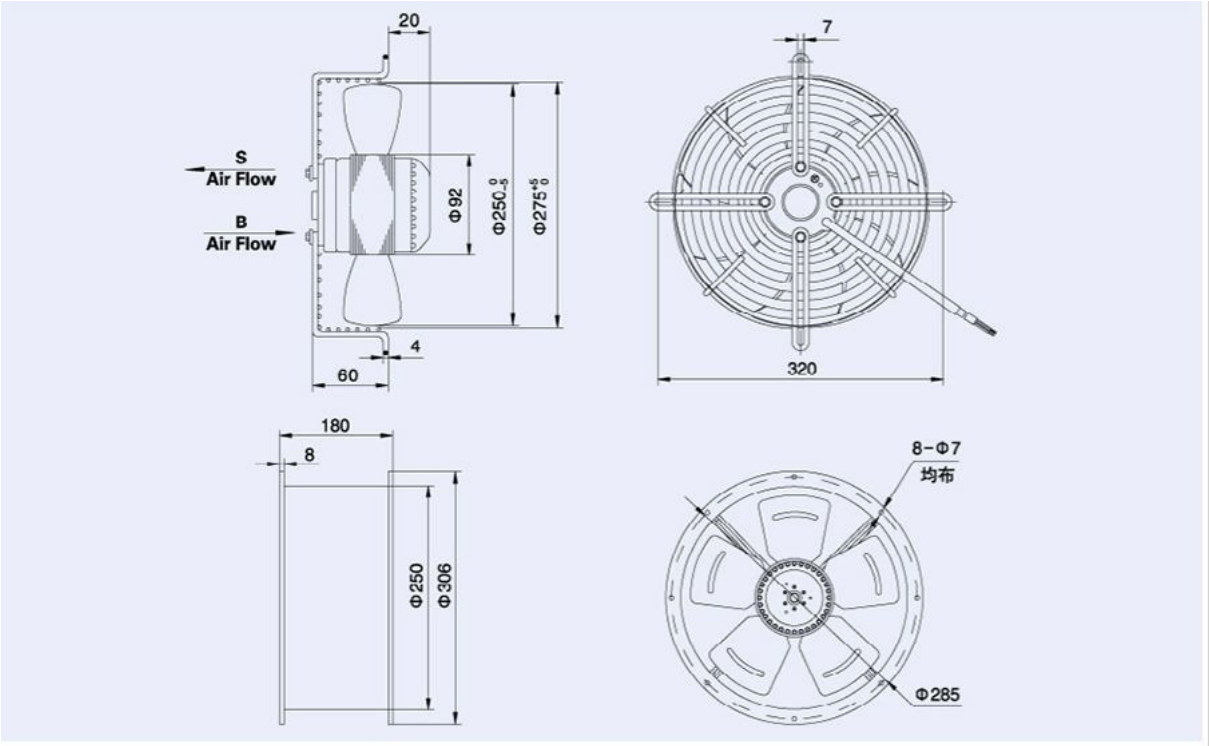

Ø 300 外转子轴流风机 Axial Fans



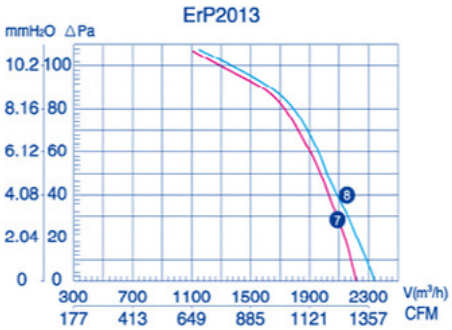

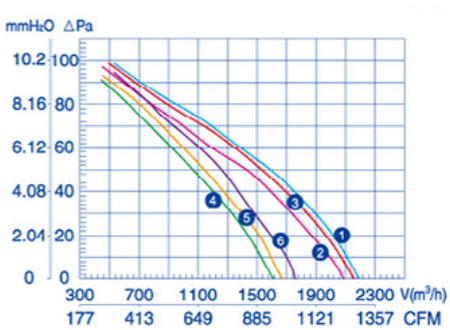

ErP2013	YWF2D-300S-P92/35		YWF2E-300S-P92/35	
	Actual	Request 2013	Actual	Request 2013
Static eff	25.1	24.77	27.6	24.49
Input(W)	167		155	
Air volume(m³/h)	1676		1664	
Pressure increase(Pa)	90		90	
Speed	2242		2342	

FREQUENCY 频率 Hz	CURRENT 额定电流 A	INPUT 输入功率 W	SPEED 额定转速 r/min	AIR VOLUME 额定风量 m³/h	CAPACITANCE 电容 μF	NOISE 噪音 dBA	NET WEIGHT 净重 kg	LICENSE 证书	NO.ON THE CURVE
50	0.25	145	2380	2118	/	60	3.0	CE	1
50	0.66	145	2300	2030	4	60	3.0	CE	2
60	1.76	210	2500	2100	16	60	3.0		3
50	0.22	75	1380	1563	/	58	3.0	CE	4
50	0.42	85	1350	1664	3	58	3.0	CE	5
60	0.85	95	1550	1700	10	58	3.0		6
50	0.25	145	2380	2340	/	60	3.0	CE	7
50	0.66	145	2300	2270	4	60	3.0	CE	8

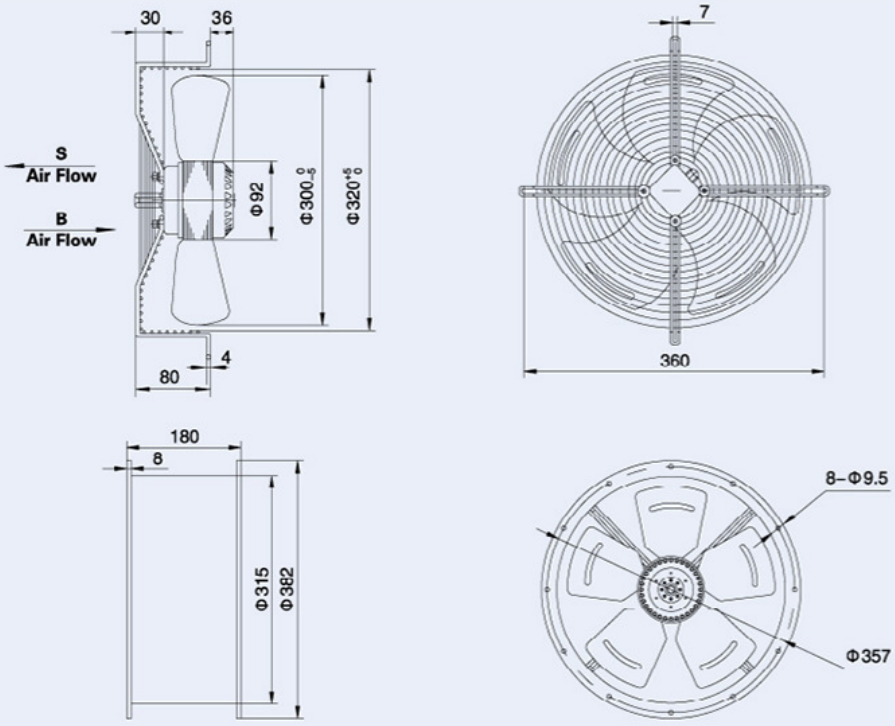

Ø330 外转子轴流风机 Axial Fans

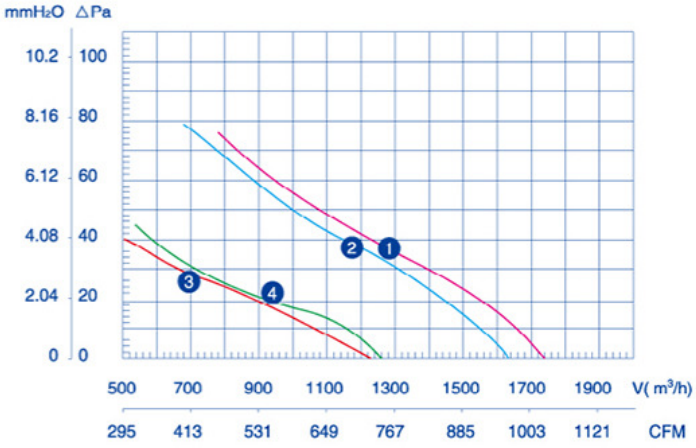

使用说明：

工作方式：S1
绝缘等级：B级 F级
环境温度：-30℃～60℃

应用范围：

4D-330 380V/50Hz 0~90Pa (20Pa-1489m³/h)
4E-330 220V/50Hz 0~90Pa (20Pa-1450m³/h)
6D-330 380V/50Hz 0~50Pa (20Pa-920m³/h)
6E-330 220V/50Hz 0~50Pa (20Pa-930m³/h)

	VOLTAGE 额定电压 V	FREQUENCY 频率 Hz	CURRENT 额定电流 A	INPUT 输入功率 W	SPEED 额定转速 r/min	AIR VOLUME 额定风量 m³/h	CAPACITANCE 电容 μF	NOISE 噪音 dBA	NET WEIGHT 净重 kg	LICENSE 证书	NO.ON THE CURVE
YWF4D-330S-92/35-G	380	50	0.30	85	1300	1736	/	62	4.0	CE	1
YWF4E-330S-92/35-G	220	50	0.50	100	1300	1635	4	62	4.0	CE	2
YWF6D-330S-92/35-G	380	50	0.15	55	920	1229	/	60	4.0	CE	3
YWF6E-330S-92/35-G	220	50	0.28	60	920	1260	2	60	4.0	CE	4

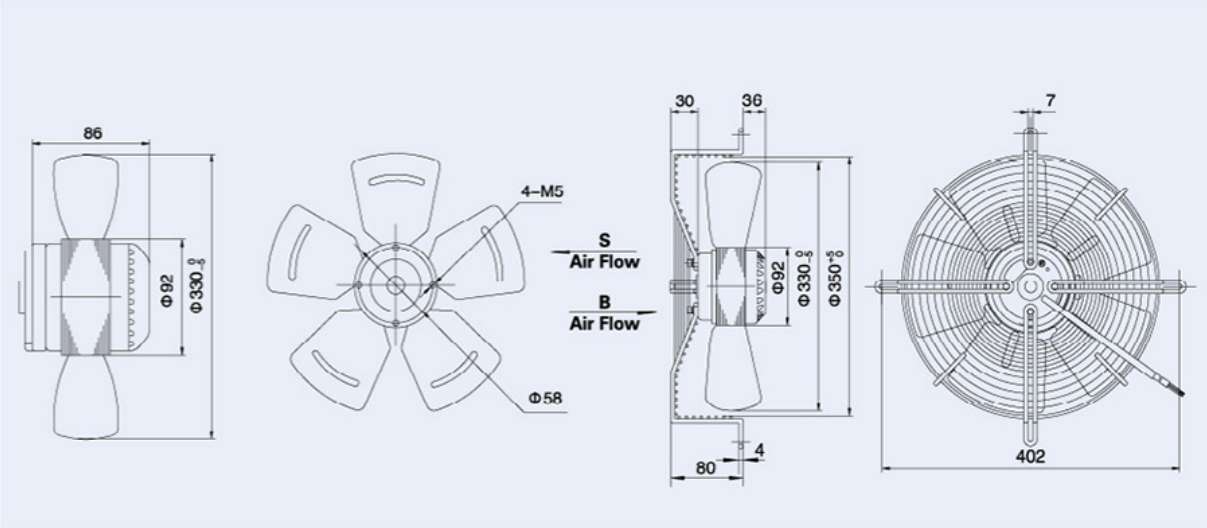

Ø 350 外转子轴流风机 Axial Fans

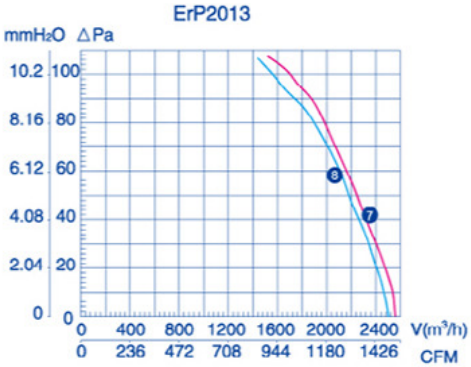

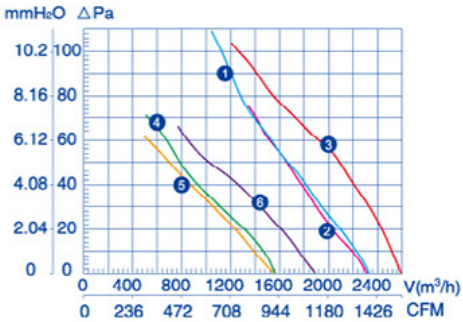

ErP2013	YWF4D–350S–P102/47		YWF4E–350S–P102/47	
	Actual	Request 2013	Actual	Request 2013
Static eff	27.1	24.3	25.7	24.72
Input(W)	141		164	
Air volume(m³/h)	1534		1686	
Pressure increase(Pa)	89.8		90	
Speed	1359		1330	

				VOLTAGE 额定电压 V
YWF4D-350S-102/34-G	YWF4D-350S-102/34-T	YWF4D-350S-102/34-B	YWF4D-350S-102/34-R	380
YWF4E-350S-102/34-G	YWF4E-350S-102/34-T	YWF4E-350S-102/34-B	YWF4E-350S-102/34-R	220
				120
YWF6D-350S-102/34-G	YWF6D-350S-102/34-T	YWF6D-350S-102/34-B	YWF6D-350S-102/34-R	380
YWF6E-350S-102/34-G	YWF6E-350S-102/34-T	YWF6E-350S-102/34-B	YWF6E-350S-102/34-R	220
				120
YWF4D–350S–P102/34–G	YWF4D–350S–P102/34–T	YWF4D–350S–P102/34–B	YWF4D–350S–P102/34–R	380
YWF4E–350S–P102/34–G	YWF4E–350S–P102/34–T	YWF4E–350S–P102/34–B	YWF4E–350S–P102/34–R	220

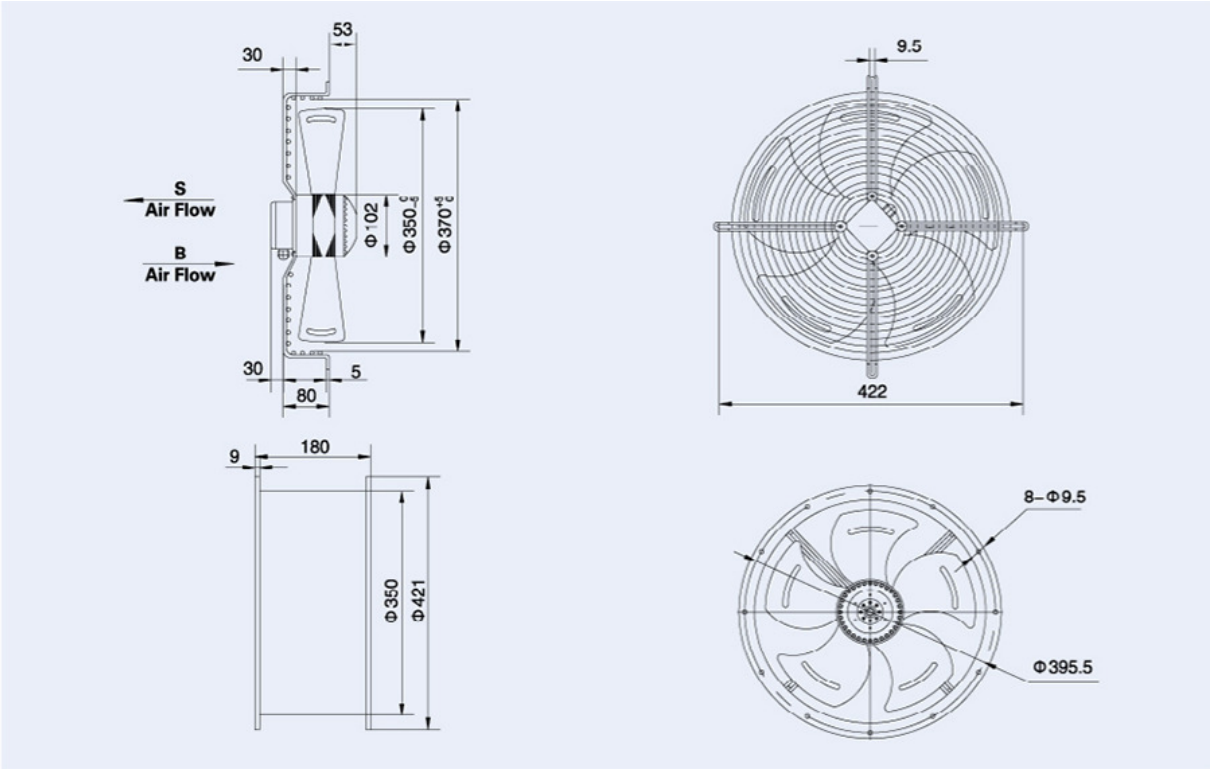

Ø400 外转子轴流风机 Axial Fans

				VOLTAGE 额定电压 V
YWF4D-400S-102/47-G	YWF4D-400S-102/47-T	YWF4D-400S-102/47-B	YWF4D-400S-102/47-R	380
YWF4E-400S-102/47-G	YWF4E-400S-102/47-T	YWF4E-400S-102/47-B	YWF4E-400S-102/47-R	220
				120
YWF6D-400S-102/47-G	YWF6D-400S-102/47-T	YWF6D-400S-102/47-B	YWF6D-400S-102/47-R	380
YWF6E-400S-102/47-G	YWF6E-400S-102/47-T	YWF6E-400S-102/47-B	YWF6E-400S-102/47-R	220
				120
YWF4D-400S-P102/47-G	YWF4D-400S-P102/47-T	YWF4D-400S-P102/47-B	YWF4D-400S-P102/47-R	380
YWF4E-400S-P102/47-G	YWF4E-400S-P102/47-T	YWF4E-400S-P102/47-B	YWF4E-400S-P102/47-R	220

FREQUENCY 频率 Hz	CURRENT 额定电流 A	INPUT 输入功率 W	SPEED 额定转速 r/min	AIR VOLUME 额定风量 m³/h	CAPACITANCE 电容 μF	NOISE 噪音 dBA	NET WEIGHT 净重 kg	LICENSE 证书	NO.ON THE CURVE
50	0.47	180	1380	3400	/	68	6.0	CE	1
50	0.82	180	1380	3541	6	68	6.0	CE	2
60	2.35	250	1600	4000	22	58	6.0		3
50	0.38	108	920	2490	/	58	6.0	CE	4
50	0.50	108	920	2460	4	58	6.0	CE	5
60	1.20	135	960	2710	12	58	6.0		6
50	0.47	180	1380	3900	/	68	6.0	CE	7
50	0.82	180	1380	3860	6	68	6.0	CE	8

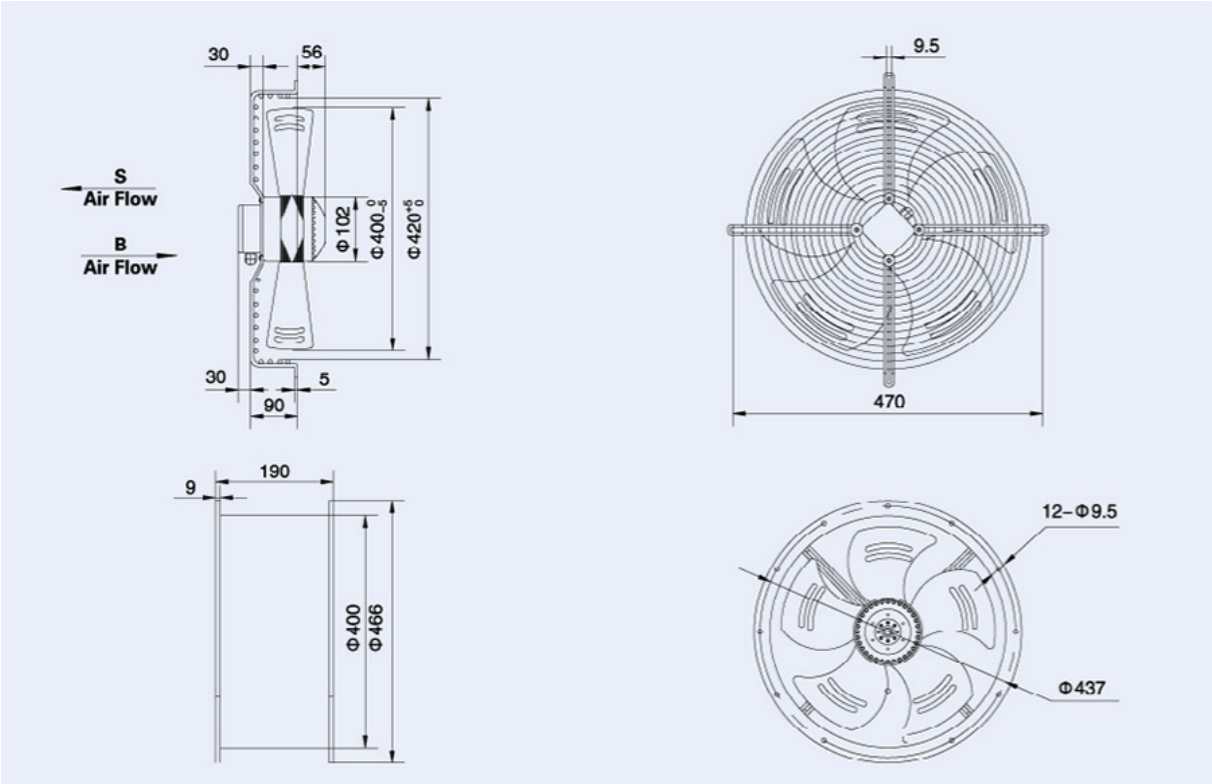

Ø 450 外转子轴流风机 Axial Fans

				VOLTAGE 额定电压 V
YWF4D-450S-102/60-G	YWF4D-450S-102/60-T	YWF4D-450S-102/60-B	YWF4D-450S-102/60-R	380
YWF4E-450S-102/60-G	YWF4E-450S-102/60-T	YWF4E-450S-102/60-B	YWF4E-450S-102/60-R	220
				120
YWF6D-450S-102/60-G	YWF6D-450S-102/60-T	YWF6D-450S-102/60-B	YWF6D-450S-102/60-R	380
YWF6E-450S-102/60-G	YWF6E-450S-102/60-T	YWF6E-450S-102/60-B	YWF6E-450S-102/60-R	220
				120
YWF4D–450S–P102/60–G	YWF4D–450S–P102/60–T	YWF4D–450S–P102/60–B	YWF4D–450S–P102/60–R	380
YWF4E–450S–P102/60–G	YWF4E–450S–P102/60–T	YWF4E–450S–P102/60–B	YWF4E–450S–P102/60–R	220

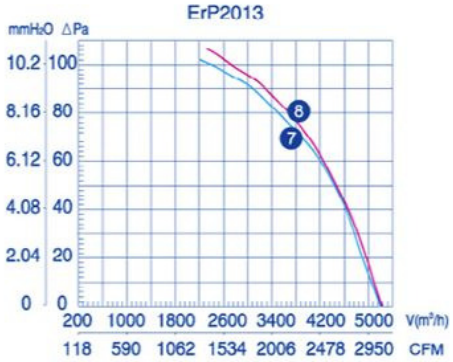

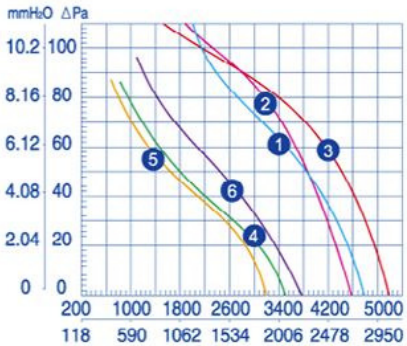

ErP2013	YWF4D–450S–P102/60		YWF4E–450S–P102/60	
	Actual	Request 2013	Actual	Request 2013
Static eff	29.2	25.98	29.8	26.11
Input(W)	260		273	
Air volume(m³/h)	3906		3659	
Pressure increase(Pa)	69.9		79.9	
Speed	1354		1321	

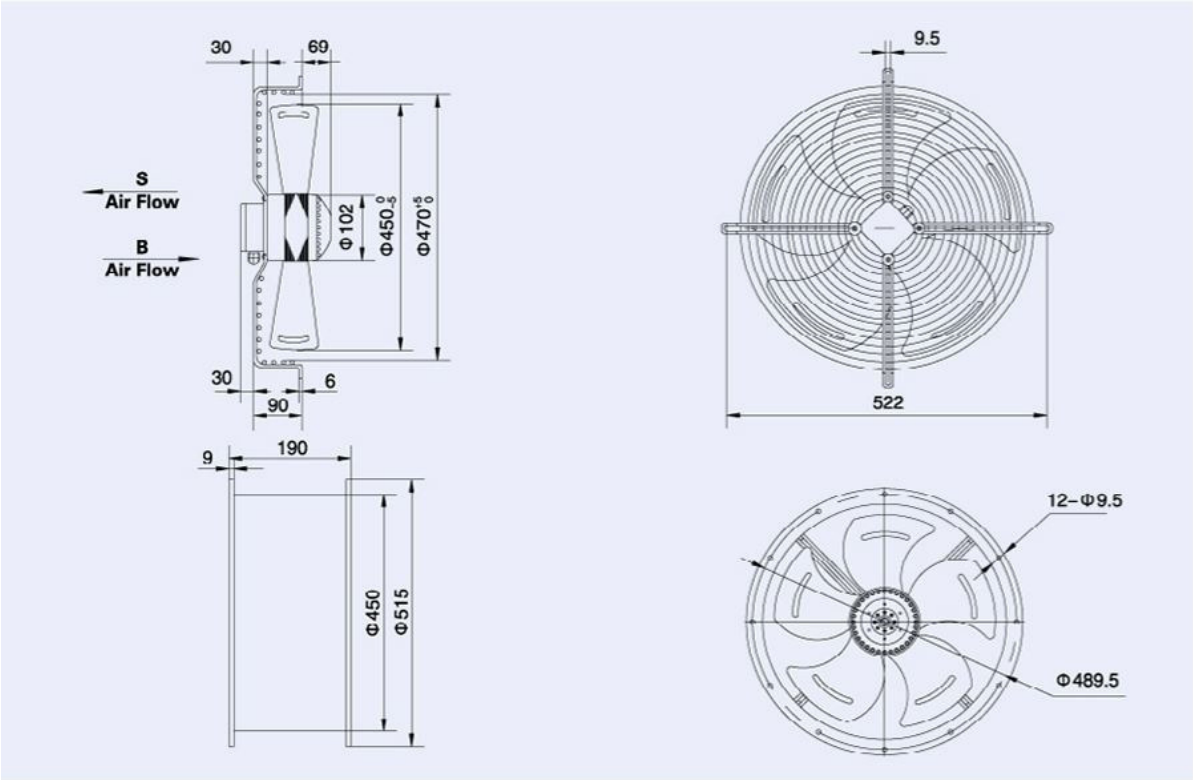
30
69
S
Air Flow
B
Air Flow
Φ102
Φ450
Φ470
30
6
90
9
190
Φ450
Φ515
9.5
522
12-Φ9.5
Φ489.5

Ø 500 外转子轴流风机 Axial Fans

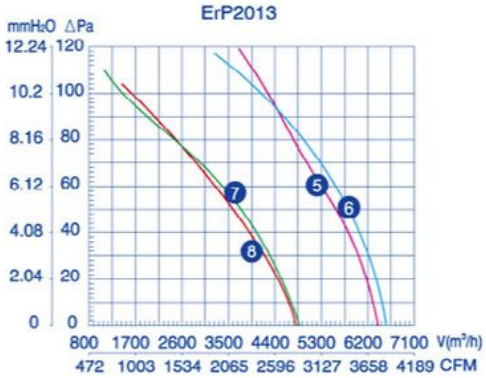

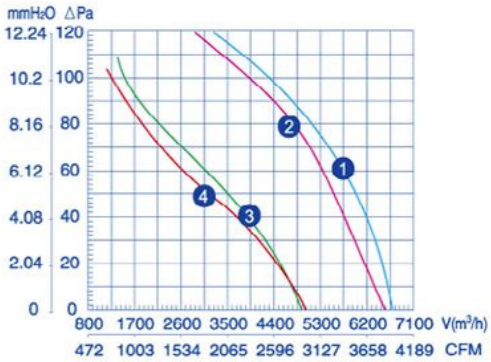

ErP2013	YWF4D-500S-P137/35		YWF4E-500S-P137/35		YWF6D-500S-P137/35		YWF6E-500S-P137/35	
	Actual	Request 2013	Actual	Request 2013	Actual	Request 2013	Actual	Request 2013
Static eff	33.1	27.45	28.8	27.38	28.0	25.22	26.8	25.5
Input(W)	445		434		197		218	
Air volume(m³/h)	4073		4084		2839		3000	
Pressure increase(Pa)	130.1		110.1		70.0		70.1	
Speed	1325		1289		906		900	

			VOLTAGE 额定电压 V	FREQUENCY 频率 Hz
YWF4D-500S-137/35-G	YWF4D-500S-137/35-T	YWF4D-500S-137/35-B	380	50
YWF4E-500S-137/35-G	YWF4E-500S-137/35-T	YWF4E-500S-137/35-B	220	50
YWF6D-500S-137/35-G	YWF6D-500S-137/35-T	YWF6D-500S-137/35-B	380	50
YWF6E-500S-137/35-G	YWF6E-500S-137/35-T	YWF6E-500S-137/35-B	220	50
YWF4D-500S-P137/35-G	YWF4D-500S-P137/35-T	YWF4D-500S-P137/35-B	380	50
YWF4E-500S-P137/35-G	YWF4E-500S-P137/35-T	YWF4E-500S-P137/35-B	220	50
YWF6D-500S-P137/35-G	YWF6D-500S-P137/35-T	YWF6D-500S-P137/35-B	380	50
YWF6E-500S-P137/35-G	YWF6E-500S-P137/35-T	YWF6E-500S-P137/35-B	220	50

CURRENT 额定电流 A	INPUT 输入功率 W	SPEED 额定转速 r/min	AIR VOLUME 额定风量 m³/h	CAPACITANCE 电容 μF	NOISE 噪音 dBA	NET WEIGHT 净重 kg	LICENSE 证书	NO.ON THE CURVE
0.9	450	1300	6570	/	72	9.0	UL CE	1
1.95	420	1300	6420	10	72	9.0	UL CE	2
0.55	230	900	4840	/	68	9.0	UL CE	3
1.15	230	900	4830	10	68	9.0	UL CE	4
0.9	450	1300	6350	/	72	9.0	CE	5
1.85	400	1350	6510	10	72	9.0	CE	6
0.46	180	920	4780	/	68	9.0	CE	7
0.93	190	920	4720	10	68	9.0	CE	8

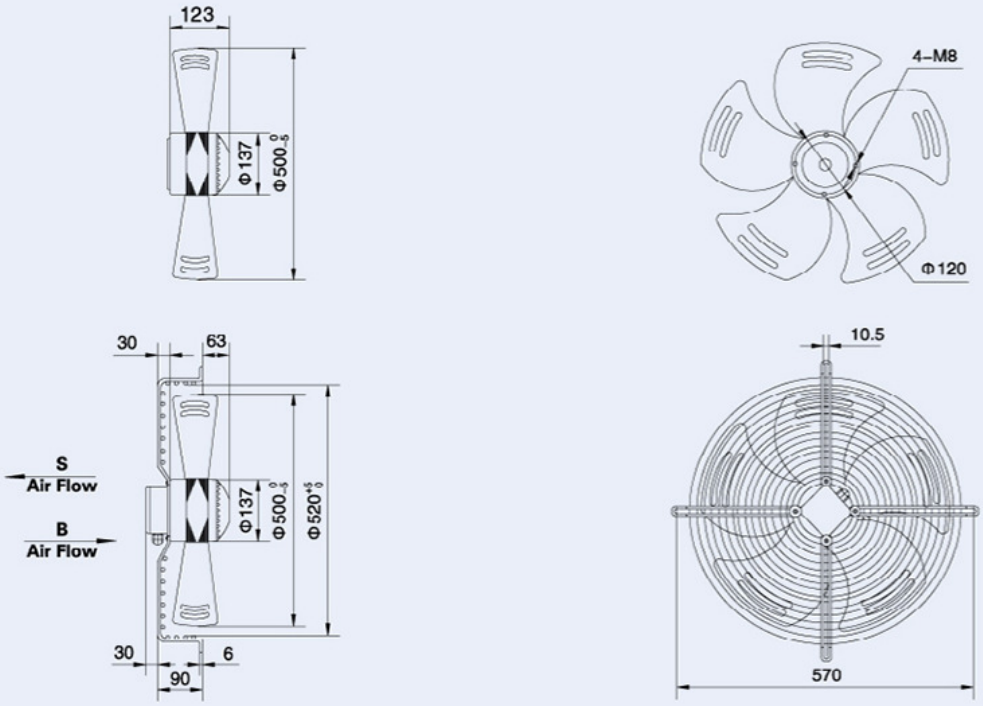

Data Sheet

Power supply	220 V-50 Hz-1 ph
Other remarks	Temperature Range -30 ° C to 60 ° C IP44, IP54 protection Cord length 1.5 m Life: 30,000 hours approx. Static efficiency: 34,3% Certificates: CCC, CE, UL
Sound level	75 dB
Flow	11435 m3/h
Diameter	630 mm
Rated Input	750 W
Intensity	3,50 A
Target energy efficiency	ErP2015
Speed	1360 rpm

Model	Rated Voltage (V)	Frequency (Hz)	Current (A)	Input Power (W)	Highest Speed (r/min)	Maxmum Air Flow (m^3/h)	Pressure (Pa)	Noise dB(A)
YWF2D-200	380/400	50	0.25	65	2700	780	90	50
YWF2E-200	220/230	50	0.30	65	2700	780	90	50
	110/120	60	0.65	80	2850	880	90	53
YWF4D-200	380/400	50	0.22	50	1450	400	40	45
YWF4E-200	220/230	50	0.25	55	1450	400	40	45
YWF2D-250	380/400	50	0.30	110	2600	1025	90	56
YWF2E-250	220/230	50	0.70	140	2600	1025	90	56
	110/120	60	1.15	160	2800	1350	90	58
YWF4D-250	380/400	50	0.23	55	1450	780	60	53
YWF4E-250	220/230	50	0.25	50	1450	780	60	53
	110/120	60	0.55	60	1650	920	60	54
YWF2D-300	380/400	50	0.40	170	2600	2250	100	62
YWF2E-300	220/230	50	0.80	180	2600	2250	100	62
	110/120	60	1.68	220	2700	2300	100	63
YWF4D-300	380/400	50	0.25	70	1400	1650	60	56
YWF4E-300	220/230	50	0.35	75	1400	1650	60	56
	110/120	60	0.95	90	1550	1800	60	57
YWF2D-350	380/400	50	0.72	420	2500	4750	100	70
YWF2E-350	220/230	50	2.00	430	2500	4750	100	70
YWF4D-350	380/400	50	0.45	120	1400	2300	90	58
YWF4E-350	220/230	50	0.57	120	1400	2300	90	58
	110/120	60	1.60	175	1550	2550	90	60
YWF4D-400	380/400	50	0.60	180	1400	3500	100	65
YWF4E-400	220/230	50	0.90	190	1400	3500	100	65
	110/120	60	2.10	230	1500	3800	100	66
YWF6D-400	380/400	50	0.38	110	930	2600	60	56
YWF6E-400	220/230	50	0.55	120	930	2600	60	56
	110/120	60	1.15	130	1000	2900	60	57
YWF4D-450	380/400	50	0.75	210	1380	4500	110	68
YWF4E-450	220/230	50	1.25	280	1380	4500	110	68
YWF6D-450	380/400	50	0.42	155	910	2900	80	62
YWF6E-450	220/230	50	0.85	165	910	2900	80	62
YWF4D-500	380/400	50	0.80	380	1380	6500	125	72
YWF4E-500	220/230	50	1.75	370	1380	6500	125	72
YWF6D-500	380/400	50	0.65	220	900	4350	90	65
YWF6E-500	220/230	50	1.10	230	900	4350	90	65
YWF4D-550	380/400	50	0.95	520	1350	7500	140	75
YWF4E-550	220/230	50	2.60	550	1350	7500	140	75
YWF6D-550	380/400	50	1.00	300	910	6500	90	66
YWF6E-550	220/230	50	1.50	320	910	6500	90	66
YWF4D-600	380/400	50	1.55	680	1350	9500	150	77
YWF4E-600	220/230	50	3.50	750	1350	9500	150	77
YWF6D-600	380/400	50	1.20	360	910	8500	95	68
YWF6E-600	220/230	50	1.70	450	910	8500	95	68
YWF4D-630	380/400	50	1.60	760	1300	10800	150	78
YWF4E-630	220/230	50	3.70	800	1300	10800	150	78
YWF6D-630	380/400	50	1.35	520	900	9000	95	69
YWF6E-630	220/230	50	1.90	550	900	9000	95	69
YWF4D-710	Δ380/400	50	3.60	2100	1300	22000	170	85
YWF6D-710	Δ380/400	50	1.90	980	930	16000	110	73
YWF4D-800	Δ380/400	50	4.80	2700	1300	28000	170	88
YWF6D-800	Δ380/400	50	2.50	1200	900	21500	115	80
YWF6D-910	Δ380/400	50	3.80	1800	910	26000	130	82