

NL6.1MF Standard Compressor R134a 220-240V 50Hz & 208-230V 60Hz

General

Code number (pre-assembled CSIR start equipment)	105G6661
Approvals	EN 60335-2-34, UL984
Compressors on pallet	80

Application

Application	MBP			
	Hz	50	60	
Frequency	Hz	50	60	
Evaporating temperature	°C	-20 to 15	-35 to 7.2	
Voltage range	V	187 - 254	198 - 254	
Max. condensing temperature continuous (short)	°C	60 (70)	60 (70)	
Max. winding temperature continuous (short)	°C	125 (135)	125 (135)	

Cooling requirements

Frequency	Hz	50			60		
		LBP	MBP	HBP	LBP	MBP	HBP
32°C		-	F ₁	F ₁	F ₁	F ₁	-
38°C		-	F ₁	F ₁	F ₁	F ₁	-
43°C		-	F ₁	F ₁	F ₁	F ₁	-

Remarks on application: F₂ for 230-240V 50Hz nominal below -12°C evaporating temp.

Motor

Motor type	CSIR		
LRA (rated after 4 sec. UL984), HST LST	A	9.2	8.0
Cut in Current, HST LST	A	9.2	12.2
Resistance, main start winding (25°C)	Ω	10.2	16.4


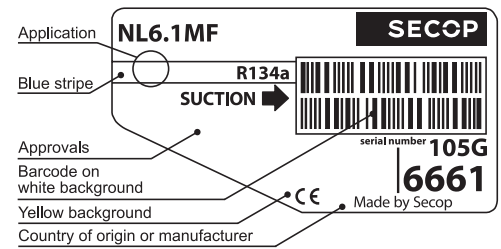
Design

Displacement	cm ³	6.13
Oil quantity (type)	cm ³	320 (polyolester)
Maximum refrigerant charge	g	600
Free gas volume in compressor	cm ³	2360
Weight without electrical equipment	kg	10.5

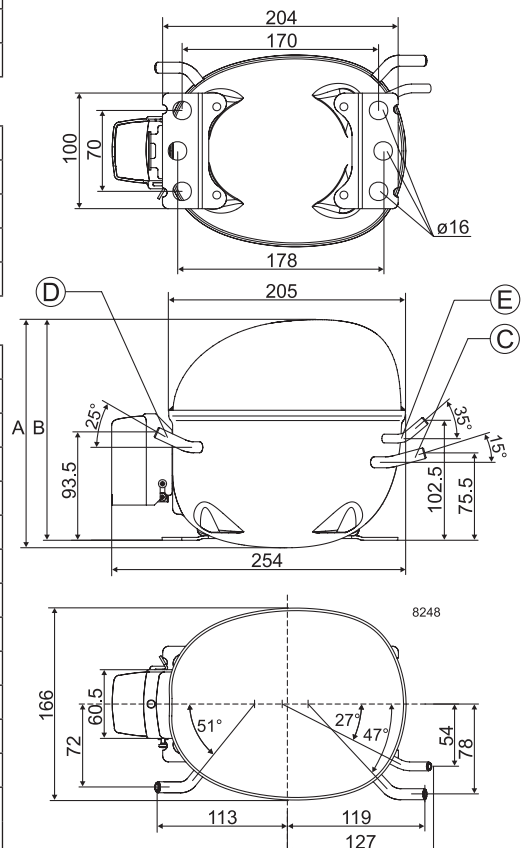
Dimensions

Height	mm	A	190
		B	184
		B1	-
		B2	-
Suction connector	location/I.D. mm angle	C	8.2 15°
	material comment		Copper Rubber plug
Process connector	location/I.D. mm angle	D	6.2 25°
	material comment		Copper Rubber plug
Discharge connector	location/I.D. mm angle	E	6.2 35°
	material comment		Copper Rubber plug
Oil cooler connector	location/I.D. mm angle	F	-
	material comment		-
Connector tolerance	I.D. mm		±0.09

Remarks:



- S = Static cooling normally sufficient
- O = Oil cooling
- F₁ = Fan cooling 1.5 m/s
(compressor compartment temperature equal to ambient temperature)
- F₂ = Fan cooling 3.0 m/s necessary
- SG = Suction gas cooling normally sufficient
- = not applicable in this area



EN 12900 Household (CECOMAF) 220V, 50Hz, fan cooling F₁

Evap. temp. in °C	-45	-40	-35	-30	-25	-23.3	-20	-15	-10	-6.7	-5	0	5	7.2	10	15	20
Capacity in W							141	189	245	288	312	390	482	527	588	709	
Power cons. in W							150	169	187	200	206	224	243	252	263	283	
Current cons. in A							1.35	1.39	1.43	1.46	1.48	1.54	1.60	1.63	1.67	1.75	
COP in W/W							0.94	1.12	1.31	1.44	1.51	1.74	1.98	2.09	2.24	2.51	

EN 12900 Household (CECOMAF) 220V, 60Hz, fan cooling F₁

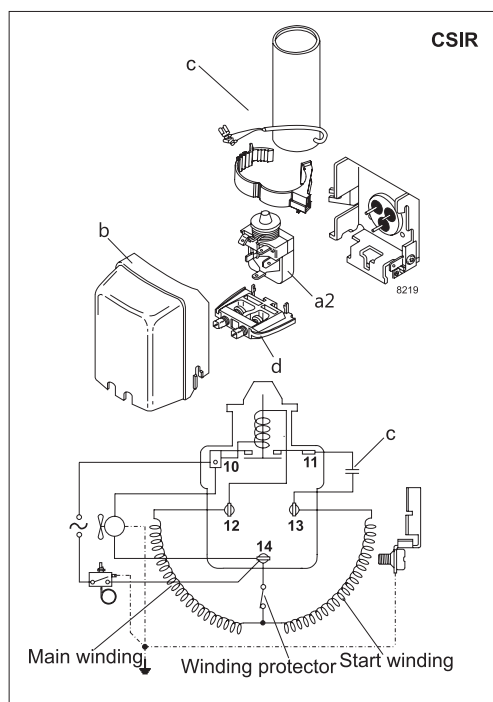
Evap. temp. in °C	-45	-40	-35	-30	-25	-23.3	-20	-15	-10	-6.7	-5	0	5	7.2	10	15	20
Capacity in W			43	77	117	132	165	223	292	344	374	470	581	636			
Power cons. in W			78	105	132	141	160	189	218	237	247	276	306	319			
Current cons. in A			0.91	0.99	1.08	1.11	1.17	1.26	1.37	1.44	1.48	1.60	1.73	1.78			
COP in W/W			0.55	0.73	0.89	0.94	1.03	1.18	1.34	1.45	1.51	1.70	1.90	2.00			

ASHRAE MBP 220V, 50Hz, fan cooling F₁

Evap. temp. in °C	-45	-40	-35	-30	-25	-23.3	-20	-15	-10	-6.7	-5	0	5	7.2	10	15	20
Capacity in W							156	209	271	318	345	432	533	582	650	784	
Power cons. in W							150	168	187	199	205	224	242	251	261	281	
Current cons. in A							1.35	1.39	1.43	1.46	1.48	1.54	1.60	1.63	1.67	1.75	
COP in W/W							1.04	1.24	1.45	1.60	1.68	1.93	2.20	2.32	2.48	2.78	

ASHRAE MBP 220V, 60Hz, fan cooling F₁

Evap. temp. in °C	-45	-40	-35	-30	-25	-23.3	-20	-15	-10	-6.7	-5	0	5	7.2	10	15	20
Capacity in W			49	86	130	147	183	247	323	381	414	520	643	703			
Power cons. in W			79	105	132	142	160	188	217	236	246	275	304	317			
Current cons. in A			0.92	0.99	1.08	1.11	1.17	1.26	1.37	1.44	1.48	1.60	1.72	1.78			
COP in W/W			0.62	0.82	0.98	1.04	1.15	1.31	1.49	1.62	1.68	1.89	2.12	2.22			



Accessories for	NL6.1MF	Figure	Code number	Test conditions	EN 12900/ CECOMAF	ASHRAE
Starting relay	6.3 mm spade connectors	a2	117U6015	Condensing temperature	55°C	54.4°C
Start. capacitor 80 µF	6.3 mm spade connectors	c	117U5015	Ambient temperature	32°C	35°C
Cover		b	103N2011	Suction gas temperature	32°C	35°C
Cord relief		d	103N1010	Liquid temperature	no subcooling	46.1°C

Mounting accessories		Code number
Bolt joint for one comp.	Ø: 16 mm	118-1917
Bolt joint in quantities	Ø: 16 mm	118-1918
Snap-on in quantities	Ø: 16 mm	118-1919

Nidec GA Compressors accepts no responsibility for possible errors in catalogs, brochures, and other printed material. Nidec GA Compressors reserves the right to alter its products without notice. This also applies to products already on order provided that such alterations can be made without consequential changes being necessary to specifications already agreed. All trademarks in this material are the property of the respective companies. Secop and the Secop logotype are trademarks of Nidec Global Appliance Germany GmbH. All rights reserved. www.secop.com