

GS34CLX LBP Compressor R404A/R507 220-240V 50Hz

General

Code number	107B0501
Approvals	EN 60335-2-34
Compressors on pallet	48

Application

Application	LBP		
Frequency	Hz	50	60
Evaporating temperature	°C	-40 to -10	-
Voltage range	V	198 - 254	-
Max. condensing temperature continuous (short)	°C	50 (60)	-
Max. winding temperature continuous (short)	°C	125 (135)	-

Cooling requirements

Frequency	Hz	50			60		
Application		LBP	MBP	HBP	LBP	MBP	HBP
32°C		F ₂	-	-	-	-	-
38°C		F ₂	-	-	-	-	-
43°C		-	-	-	-	-	-
Remarks on application:							

Motor

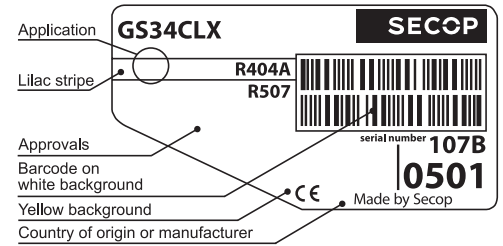
Motor type	CSR		
LRA (rated after 4 sec. UL984), HST LST	A	40.0	-
Cut in Current, HST LST	A	40.0	-
Resistance, main start winding (25°C)	Ω	1.6	6.7

Design

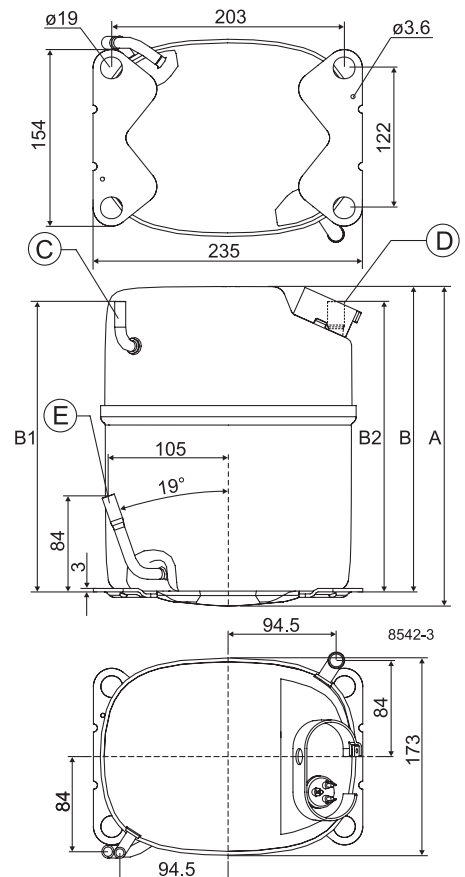
Displacement	cm ³	33.80
Oil quantity (type)	cm ³	900 (polyolester)
Maximum refrigerant charge	g	2000
Free gas volume in compressor	cm ³	3540
Weight without electrical equipment	kg	22.2

Dimensions

Height	mm	A	279
		B	267
		B1	254
		B2	254
Suction connector	location/I.D. mm angle	C	12.9 90°
	material comment		Copper Rubber plug
Process connector	location/I.D. mm angle	D	6.5 90°
	material comment		Copper Rubber plug
Discharge connector	location/I.D. mm angle	E	8.2 19°
	material comment		Copper Rubber plug
Oil cooler connector	location/I.D. mm angle	F	-
	material comment		-
Connector tolerance	I.D. mm		12.9±0.15, 8.2 ±0.05, 6.5 ±0.10
Remarks:			



- S = Static cooling normally sufficient
- O = Oil cooling
- F₁ = Fan cooling 1.5 m/s
(compressor compartment temperature equal to ambient temperature)
- F₂ = Fan cooling 3.0 m/s necessary
- SG = Suction gas cooling normally sufficient
- = not applicable in this area



EN 12900

220V, 50Hz, fan cooling F₂

Evap. temp. in °C	-45	-40	-35	-30	-25	-23.3	-20	-15	-10	-6.7	-5	0	5	7.2	10	15	20
Capacity in W		729	1003	1330	1715	1857	2165	2687	3289								
Power cons. in W		791	924	1057	1196	1245	1349	1521	1721								
Current cons. in A		4.47	4.93	5.46	6.06	6.27	6.72	7.45	8.24								
COP in W/W		0.92	1.09	1.26	1.43	1.49	1.61	1.77	1.91								

ARI 540-99 (LBP1)

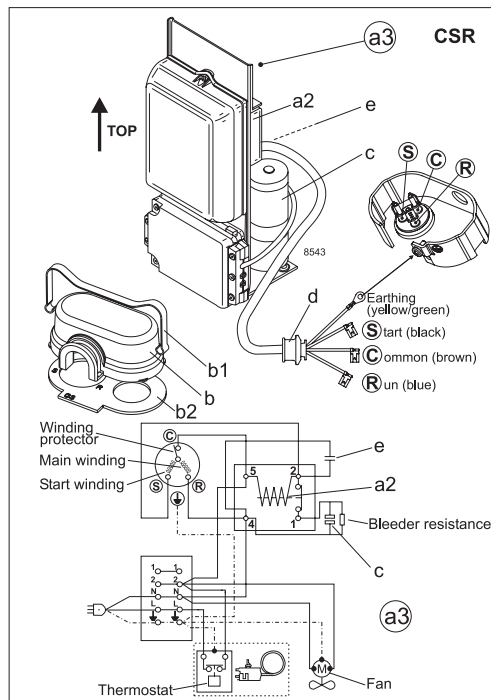
220V, 50Hz, fan cooling F₂

Evap. temp. in °C	-45	-40	-35	-30	-25	-23.3	-20	-15	-10	-6.7	-5	0	5	7.2	10	15	20
Capacity in W		521	748	1017	1333	1450	1703	2133	2630								
Power cons. in W		758	925	1087	1251	1307	1423	1611	1821								
Current cons. in A		4.35	4.94	5.60	6.32	6.58	7.11	7.96	8.88								
COP in W/W		0.69	0.81	0.94	1.07	1.11	1.20	1.32	1.44								

ARI 540-99 (LBP2)

220V, 50Hz, fan cooling F₂

Evap. temp. in °C	-45	-40	-35	-30	-25	-23.3	-20	-15	-10	-6.7	-5	0	5	7.2	10	15	20
Capacity in W		685	945	1254	1619	1754	2046	2542	3114								
Power cons. in W		791	926	1060	1201	1250	1354	1528	1728								
Current cons. in A		4.45	4.93	5.47	6.07	6.29	6.74	7.48	8.28								
COP in W/W		0.87	1.02	1.18	1.35	1.40	1.51	1.66	1.80								



Accessories for GS34CLX	Figure	Code number	Test conditions	EN 12900	ARI 540-99 (LBP1)	ARI 540-99 (LBP2)
Starting device 600 mm cable length	a3	117-7074	Condensing temperature	40°C	48.9°C	40.6°C
			Ambient temperature	32°C	35°C	35°C
			Suction gas temperature	20°C	4.4°C	4.4°C
			Liquid temperature	no subcooling	no subcooling	no subcooling
Cover	b	107B9101 *)				
Clamp	b1	107B9104 *)				
Gasket	b2	107B9100 *)				
Starting relay	a2	Components of starting device	Mounting accessories			
Start. capacitor	c		Code number			
Run capacitor	e		107B9150			
*) Remarks: Cover, clamp, gasket parts of compressor			Bolt joint in quantities	-		
			Snap-on in quantities	-		

Nidec GA Compressors accepts no responsibility for possible errors in catalogs, brochures, and other printed material. Nidec GA Compressors reserves the right to alter its products without notice. This also applies to products already on order provided that such alterations can be made without consequential changes being necessary to specifications already agreed. All trademarks in this material are the property of the respective companies. Secop and the Secop logotype are trademarks of Nidec Global Appliance Germany GmbH. All rights reserved. www.secop.com